




















Note: The illustration shows the maximum possible range of equipment.

	Airbag		Stored gas inflator		Seat belt pretensioner		SRS control unit		Pedestrian protection active system
	Automatic rollover protection system		Gas strut / Preloaded spring		High strength zone		Zone requiring special attention		
	Battery low voltage		Ultra-capacitor, low-voltage		Fuel tank		Gas tank		Safety valve
	Battery pack, high-voltage		High voltage power cable		High voltage device that disconnects high voltage		Fuse box disabling high voltage		High voltage ultra-capacitor

Brand	Type	Step	Year of market launch	Internal reference	Creation date	Edition	Version no.	Page
CUPRA	Formentor	1	2021	VSC-KM70K50	15/02/2020	10/08/2021	4	1 of 3

1. Identification / recognition

Logo



It is possible that no logo is present

Logo (VZ5)




Exhaust pipes (VZ5)




2. Immobilisation / stabilisation / lifting

Immobilising the vehicle

Press button "P" (park) and operate handbrake.

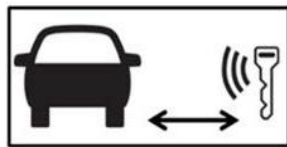


Lifting points

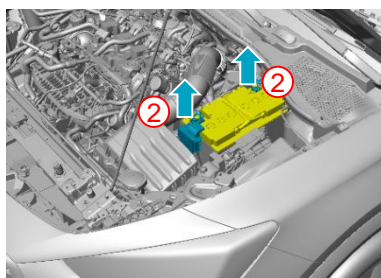
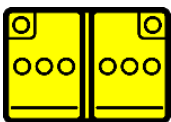


■ Suitable lifting points

3. Disable direct hazards / safety regulations

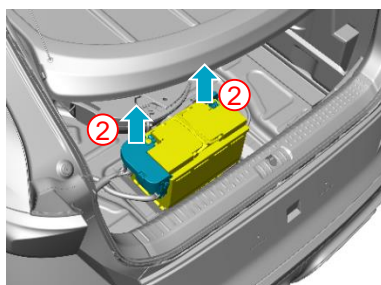
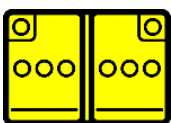


1. Press start and stop button if the vehicle is fitted with a "keyless entry" system.



2. (Variant 1) Disconnect the 12V on-board electrical system battery in the engine compartment using a suitable tool.

Switch off the vehicle electrical system:
Disconnect first the negative pole (-) and then the positive pole (+) of the on-board battery.

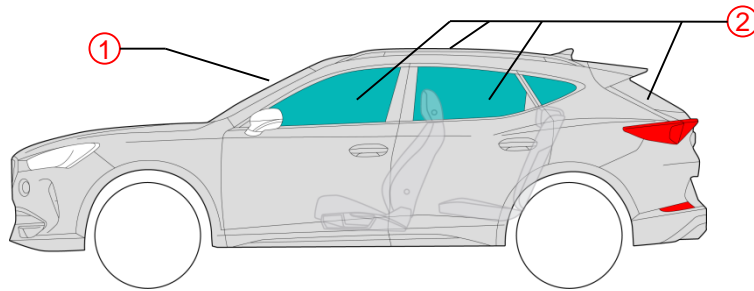


2. (Variant 2) Disconnect the 12V on-board electrical system battery in the trunk using a suitable tool.

Switch off the vehicle electrical system:
Disconnect first the negative pole (-) and then the positive pole (+) of the on-board battery.

Brand	Type	Step	Year of market launch	Internal reference	Creation date	Edition	Version no.	Page
CUPRA	Formentor	1	2021	VSC-KM70K50	15/02/2020	10/08/2021	4	2 of 3



4. Access to the occupants



Glazing:

- ① Laminated glass
- ② Single-pane safety glass

5. Stored energy / liquids / gases / solids

		Max 55l
		12 V

10. Explanation of pictograms used

							
Flammable	Explosive	Corrosive	Hazardous to the human health	Environmental hazard	Petrol fuel	Diesel fuel	

Brand	Type	Step	Year of market launch	Internal reference	Creation date	Edition	Version no.	Page
CUPRA	Formentor	1	2021	VSC-KM70K50	15/02/2020	10/08/2021	4	3 of 3